



# Financial Tearsheet

## Company Overview

**LIFEAPPS NETWORK INC., IS A DIGITAL MEDIA NETWORK SPECIALIZING IN EMBRACING AND ENGAGING NICHE DEMOGRAPHIC AUDIENCES.**

The niche media sector targets such vertical audiences as, definitive fans in vertical sports channels, minority interest groups and the LGBT community and their supporter base. These congregations are some of the most sought-after consumer markets in the world. The network will provide Brands and Advertisers globally with a "bullseye" on the niche target consumers they are seeking to engage. We do this through native and web app based content management systems and across all spectrums of digitally connected devices. Our unique value proposition to our audience and sponsors is the ability deliver aggregated and original content, with emphasis on interactive content and captive video.

## Recent Financial News

Date	Headline
Feb 21, 2019	LifeApps Brands Enters LOI with ProcureAM to Create the First-Ever LGBT Loyalty "Preference" Index Traded Fund
Feb 14, 2019	LFAP Acquires LGBT Loyalty to Create the First-Ever LGBT Loyalty "Preference" Index Traded Fund
Apr 25, 2018	LifeApps Brands Launches OUTLife Media for LGBTQ Community
Jan 31, 2018	LifeApps Brands Inc., (OTC PINK: LFAP) ("LifeApps"), Hires New CEO Bobby Blair LGBT Media Pioneer
Jun 07, 2017	LifeApps Brands Inc. Presents New Omnichannel Strategy at the 2017 Marcum Microcap Conference
















## Stock Performance

Today's Open	0.0352
Volume	3.53 million
Day Range	0.0275 - 0.0375
52 Week Range	0.0024 - 0.1465
Bid/Ask	0.0000 / 0.0000
Bid/Ask Size	0 X 0
Previous Close	0.0320
Market Cap	7.51 million
Shares Outstanding	268.34 million
Dividend/Yield	0.0000 / 0.0000%
EPS (TTM)	-0.008000
P/E Ratio (TTM)	N/A

Symbol: LFAP  
Last Trade: \$0.03  
Change (%): ↓ -0.00 (-12.50%)  
Volume: 3534115

02/21/2019 03:40 PM ET  
*Quotes delayed at least 20 mins.*

## Recent XBRL Filings

Filing Date ▾	Form Type	Description	View
Dec 31, 2018	10-Q	Quarterly report	  
Aug 20, 2018	10-Q	Quarterly report	  
May 15, 2018	10-Q	Quarterly report	  
Apr 20, 2018	10-K	Annual report	  
Nov 13, 2017	10-Q	Quarterly report	  

## Management Team

Bobby Blair, CEO, Director

## Board of Directors

Bobby Blair, CEO, Director

Larry Roan, Director, Board Member