

Financial Tearsheet

Company Overview

Recent Financial News

No press releases to display.

Stock Performance















Today's Open	0.0000
Volume	0
Day Range	0.0000 - 0.0000
52 Week Range	0.2400 - 0.2400
Bid/Ask	1.9000 / 100000.0000
Bid/Ask Size	159 X 2
Previous Close	0.2400
Market Cap	4.43 million
Shares Outstanding	18.45 million
Dividend/Yield	0.0000 / 0.0000%
EPS (TTM)	-0.297800
P/E Ratio (TTM)	N/A

Symbol: MODD
 Last Trade: \$0.24
 Change (%): 0.00 (0.00%)
 Volume: 0

08/22/2019 03:38 PM ET

Quotes delayed at least 20 mins.

Recent XBRL Filings

Filing Date ▾	Form Type	Description	View
Jun 29, 2020	10-K	Annual report	  
Feb 13, 2020	10-Q	Quarterly report	  
Nov 14, 2019	10-Q	Quarterly report	  
Oct 18, 2019	10-Q/A	Quarterly report (Amendment)	 
Aug 21, 2019	10-Q/A	Quarterly report (Amendment)	  

Management Team

None yet! Check back later.

Board of Directors

None yet! Check back later.