



# Investor Presentation

**Q3 2019**  
**NASDAQ: MOSY**



# Safe Harbor Statement

This presentation may contain forward-looking statements about MoSys, Inc. (the Company) for purposes of Section 27A of the Securities Act of 1933, as amended, and Section 21E of the Securities Exchange Act of 1934, as amended, including, without limitation, benefits and performance expected from use of its embedded memory and interface technologies and integrated circuit (IC) products, improving operational efficiencies, the timing of product development and shipments of the Company's IC products, anticipated benefits and performance expected from the Company's IC products, growth in the size of the market addressed by the Company's business, future markets and future business prospects. Forward-looking statements are based on certain assumptions and expectations of future events that are subject to risks and uncertainties. Actual results and trends may differ materially from historical results or those projected in any such forward-looking statements depending on a variety of factors. These factors include, but are not limited to the following:

- ❖ a lack of working capital to aggressively fund product development and growth;
- ❖ achieving additional design wins for our IC products through the acceptance of our IC architecture and interface protocols by potential customers and their suppliers;
- ❖ the timing of customer orders and product shipments;
- ❖ customer concentration;
- ❖ lengthy sales cycle;
- ❖ our ability to enhance our existing proprietary technologies and develop new technologies;
- ❖ achieving necessary acceptance of our IC products by equipment suppliers to the cloud networking, data center, security and other systems markets;
- ❖ difficulties and delays in the development, production, testing and marketing of our IC products;
- ❖ reliance as a fabless semiconductor manufacturer on our manufacturing partners to assist successfully with the fabrication of our ICs;
- ❖ availability of quantities of ICs supplied by our manufacturing partners at a competitive cost;
- ❖ level of intellectual property protection provided by our patents, the expenses and other consequences of litigation, including intellectual property infringement litigation, to which we may be or may become a party from time to time;
- ❖ vigor and growth of markets for cloud networking, data center, security and other systems served by our licensees and customers; and

other risks identified in MoSys' most recent reports on form 10-K and form 10-Q filed with the Securities and Exchange Commission, as well as other reports that MoSys files from time to time with the Securities and Exchange Commission. MoSys undertakes no obligation to update publicly any forward-looking statement for any reason, except as required by law, even as new information becomes available or other events occur in the future.



# Fast, Intelligent & Programmable Accelerators

Fabless semiconductor company enabling fast, high bandwidth throughput for networking, cloud infrastructure, video or any high-speed application

## Industry Leading Serial Intelligent Memory ICs

### ACCELERATOR ENGINES

#### ❖ Bandwidth Engine®

- Serial “In-Memory Functions,” intelligent data movement and computational operations

#### ❖ Programmable HyperSpeed Engine

- Integrated RISC processors for user-defined operations

### Patented Serial-Memory Technology

- ❖ Hold fundamental patents for serial memory
- ❖ Low-latency interface, protocol and memory

### Established Customers & Ecosystem

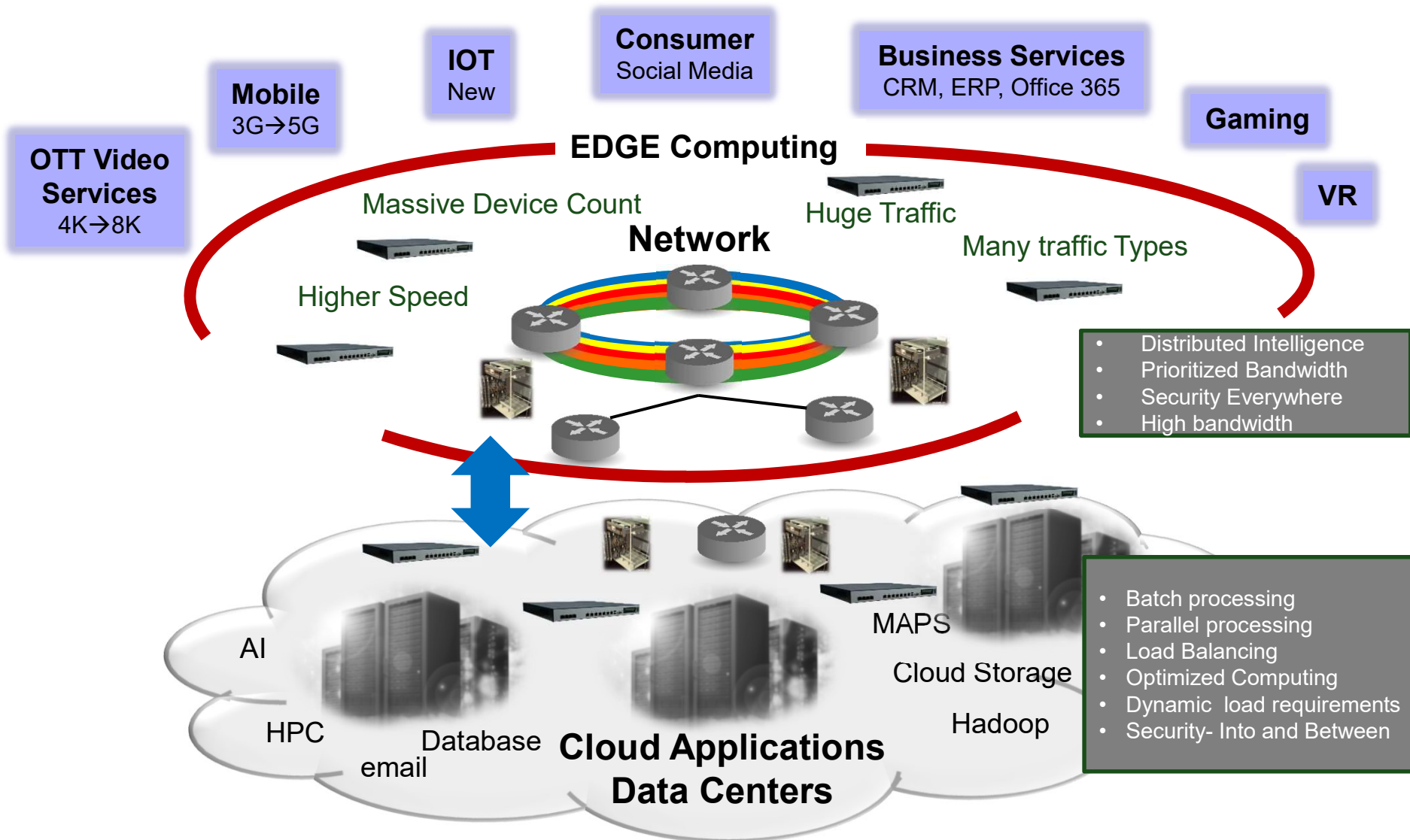
- ❖ Leading OEMS in Cloud Networking and Security
- ❖ Accelerate high-speed FPGA data processing
- ❖ New opportunities in Test/Monitor, Smart NIC, Video



NASDAQ: MOSY  
ISO 9001:2008 Certified  
HQ: San Jose, CA  
~115 Patents & Pending

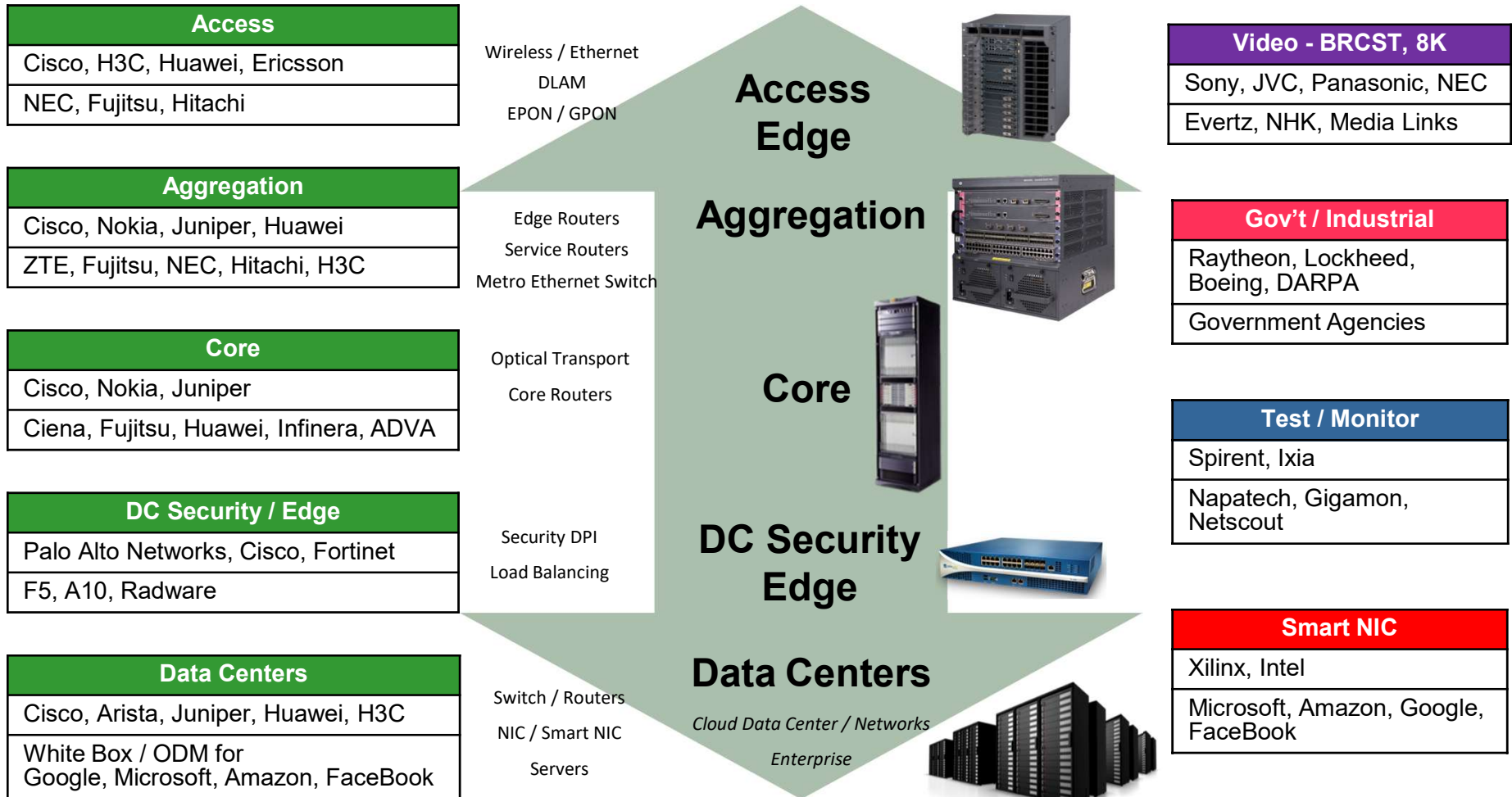
# Cloud Services, Mobility, IOT, Video

Users Demand Speed, Security and Consistency





# MoSys Target Customers Throughout Cloud, Security, Data Center, Video...



Note: Companies listed include both actual and prospective customers for target markets; listings are not all-inclusive.

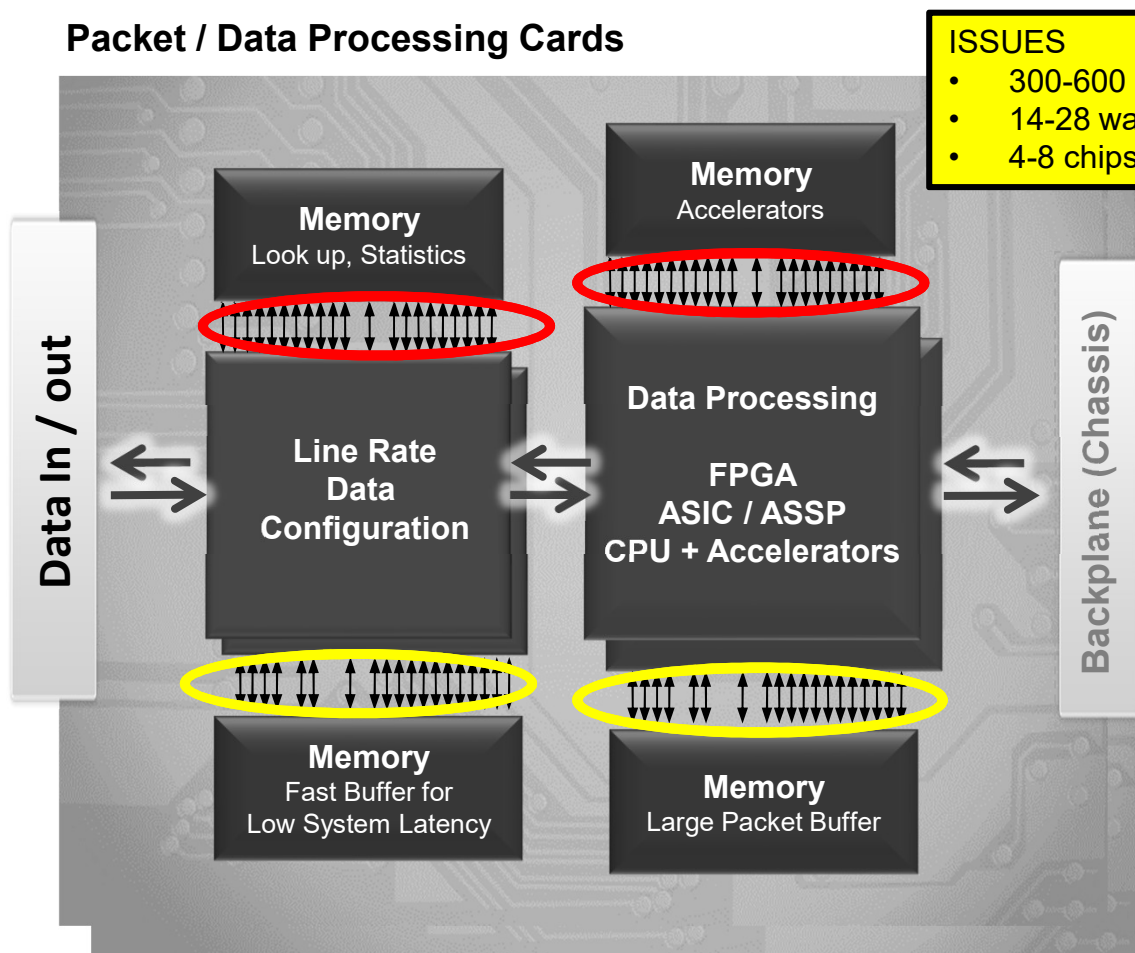




# Legacy Memory is Bottleneck at 100G+ Speed

Limited Access Rate, Too Many Pins, Board Area

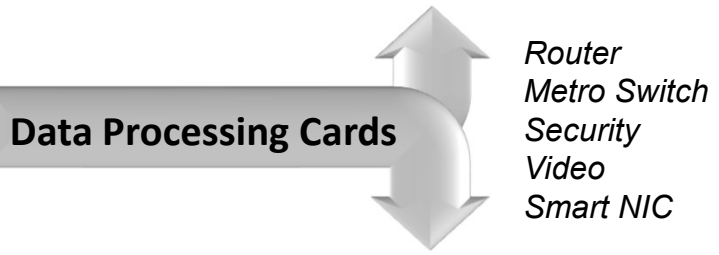
## Packet / Data Processing Cards




- ISSUES**
- 300-600 pins
  - 14-28 watts
  - 4-8 chips



**Appliances / Servers**  
Single / few cards per System



**Chassis**  
Up to 16+ Cards per System

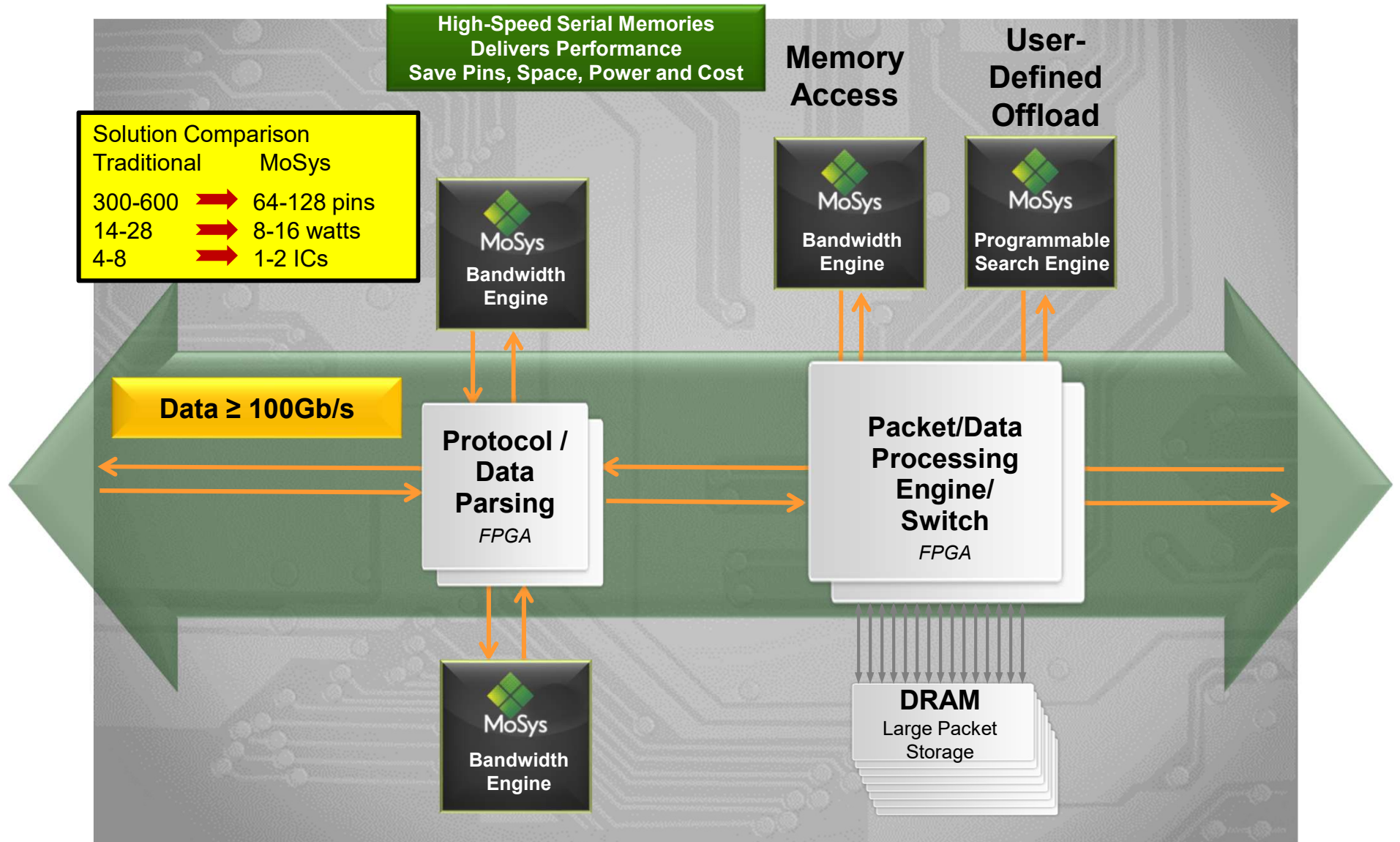


**Data Processing Card Functions:**  
Router, Switch, Security, Monitor/Test, Video, Server Offload



# MoSys Intelligent Serial Memory

For Networking to Testers to Video to IOT... when speed is key!



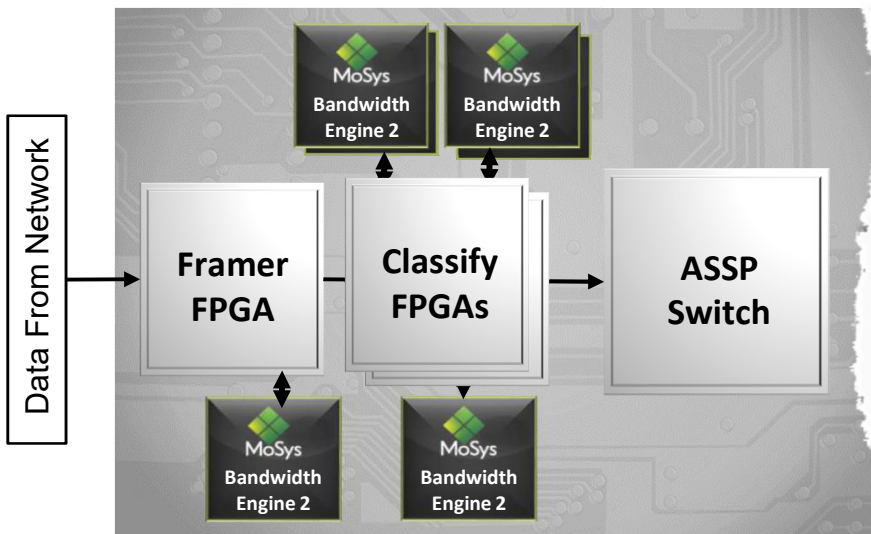
# Applications in Metro Ethernet & Routers

*Bandwidth Engine Wins on Performance, Size, Pins, Power, Cost*

## Metro Ethernet (First design win - 2012)

### 100G Buffer, Lookup and Statistics

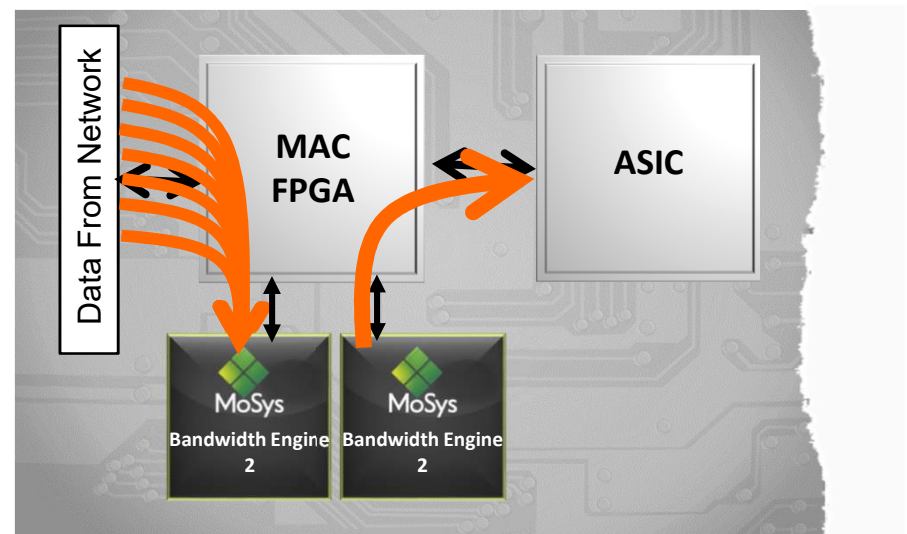
*Carrier traffic classification features at line rate  
4-9 units per card, 4-10 cards per system*



## Edge Router (First design win - 2013)

### 400G Oversubscription

*Traffic smoothing prevents dropped packets  
1-4 units per card, 4-10 cards per system*



## Advantages vs. Alternatives

- ❖ Memory access performance
- ❖ Impossible with traditional memory
- ❖ Lower - pin count, area, power, cost

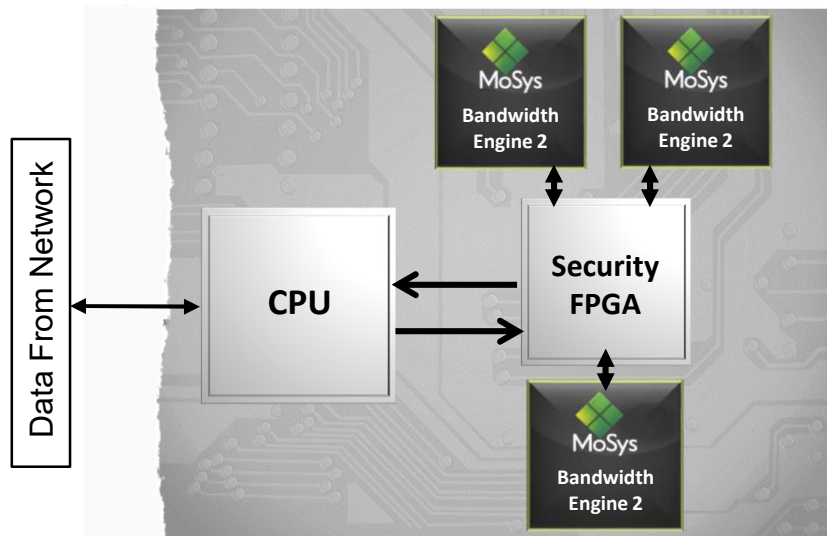
- ❖ Memory access performance
- ❖ RLDRAM won't fit or route



## Data Center Security (First design win - 2014)

### Security Acceleration

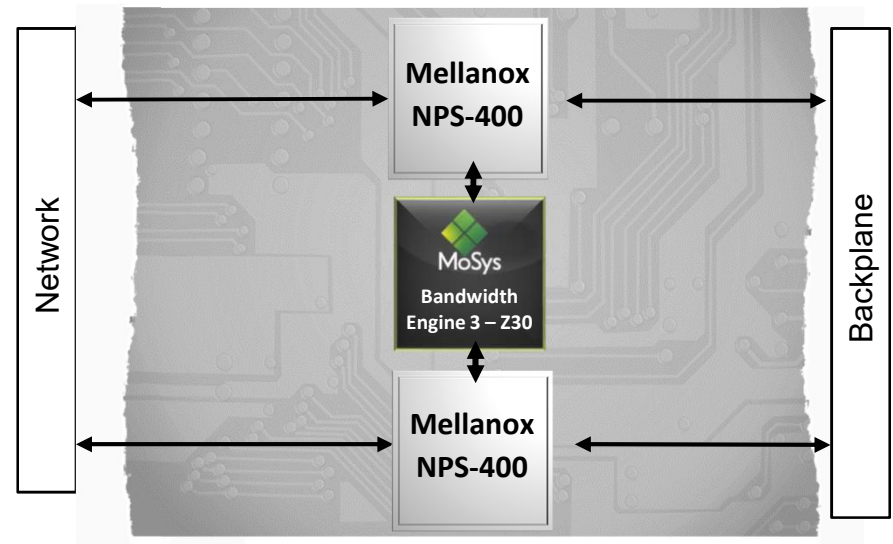
Threat Prevention – multiple lookup and buffering functions  
2-4 units per card, 1-10 cards per system



## Routers (First design win - 2017)

### Added Memory BW to NPS400

Accelerated Search Tables (shared memory)  
2 units per card, 4-10 cards per system



## Advantages vs. Alternatives

- ❖ Memory access performance
- ❖ RLDRAM won't fit or route

- ❖ Adds 50% more memory BW
- ❖ Accelerated table look up
- ❖ Small packet performance

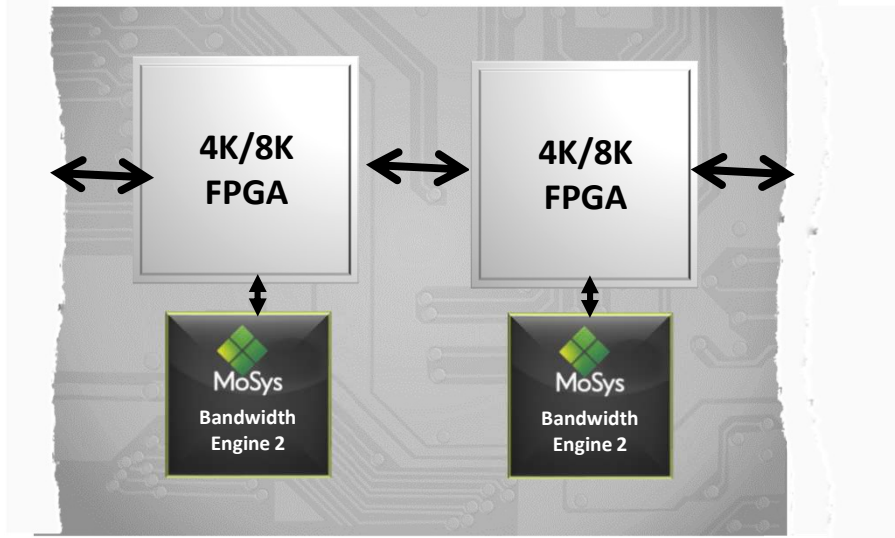
# New Applications

## Video Frame Buffers & Custom Search

### Video (First design win - 2017)

#### High Speed Frame Buffer

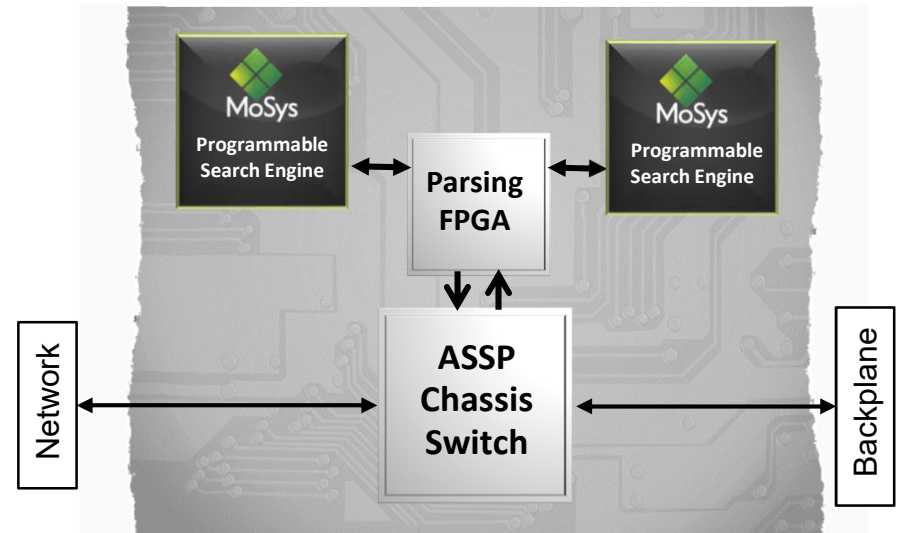
Enable High-Access Buffer and Editing  
 1-2 units per card, 1-4 cards per system  
 Keystone/Large projectors/etc.



### Data Center SDN Switch (New App Example)

#### Custom Search & Statistics

Accelerate Routing and Switch Functions  
 2-4 units per card, 1-10 cards per system



### Key Bandwidth Engine / PHE Architecture Advantages

- ❖ Memory Bandwidth / Access Rate
- ❖ Board Size
- ❖ BE3 option: share between FPGAs

- ❖ Memory Bandwidth → Features
- ❖ Custom Search Performance

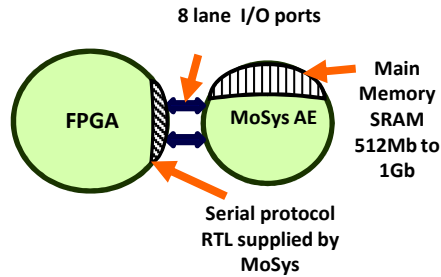


# Proven Ecosystem with FPGAs

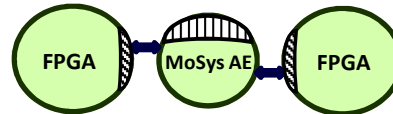
## Accelerating FPGA Design Time & Performance

### MEMORY SUPPORT

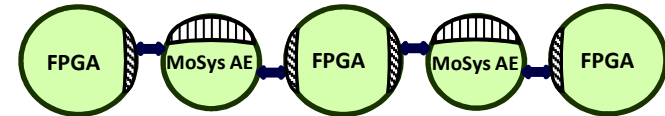
#### REPLACE UP TO 8 SRAMS/RLDRAMs



#### DUAL PORT MEMORY

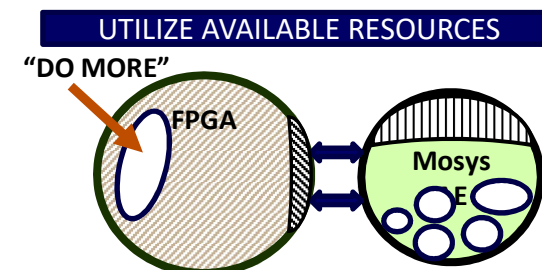
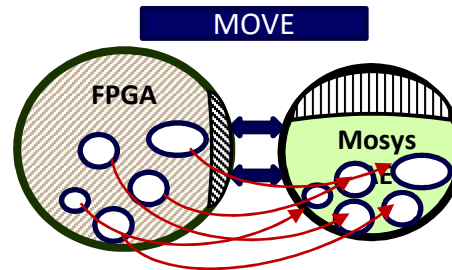
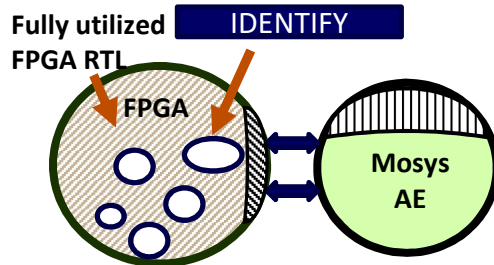


#### PIPELINE MEMORY



### Moving Functions into the FPGA – Frees up FPGA resources to DO MORE!

#### “Software Defined...Hardware Accelerated”



### Why Move Functions into the FPGA?

#### RTL Simplify

- Combine multiple functions into one user-defined higher level function
- Define user functions not able to be done in the RTL or execute fast enough

#### Functions Run Faster

- Improve application performance
- Multiple copies can be installed and executed in parallel
- Execution priority can be set
- System Flexibility

#### DO MORE IN THE FPGA!

- Simplify RTL design by moving common or frequently called functions into the PHE
- Add new features!




# Proven Platforms with Xilinx & Intel FPGAs

Intel/Altera® Stratix® IV, Stratix V, Arria® 10

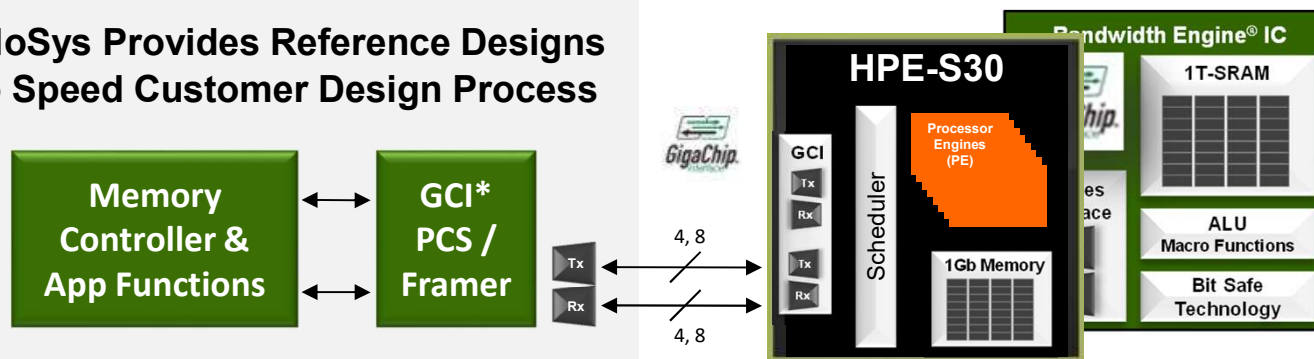


Xilinx® Virtex® -6, Virtex-7, UltraScale™



MoSys Cheetah PCIe Xilinx Ultrascale+ reference board

MoSys Provides Reference Designs to Speed Customer Design Process




\*MoSys interface



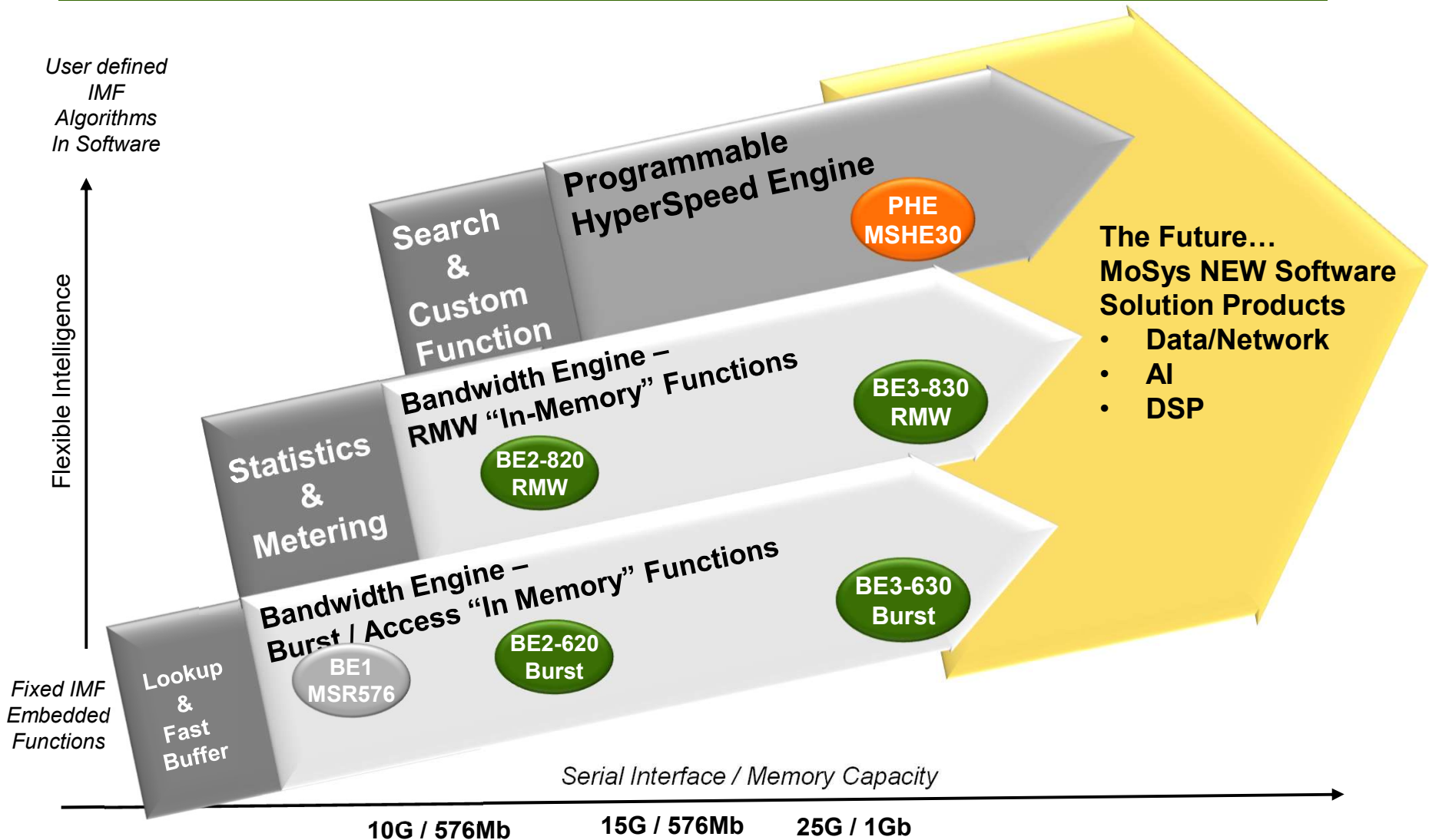


# BLAZAR Accelerator Engines

## “Software Defined...Hardware Accelerated”



Serial Interface, Integrated Fast Memory & Intelligence...And NOW Software Products







# Power of the PHE - Programmable Performance

## “Software Defined...Hardware Accelerated”

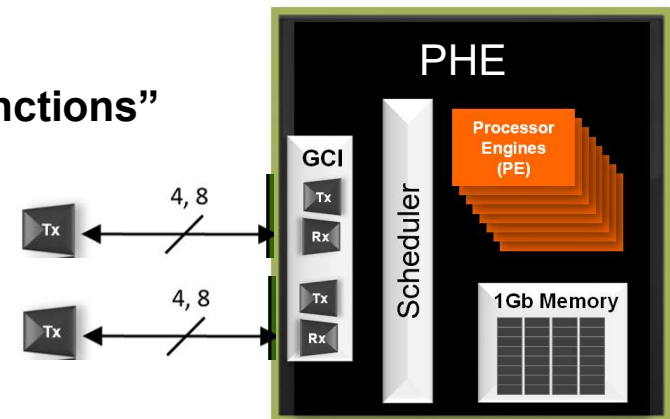
### Programable HyperSpeed Accelerator Engine

- *Hardware and software platform*
- *32 integrated processors*
- *25 billion transactions per second!*

Ability for **User Defined Embedded “In Memory Functions”**

#### MoSys IDE S/W Development Platform

*Provides a path for future products by defining New algorithms and functions to be included on the PHE*



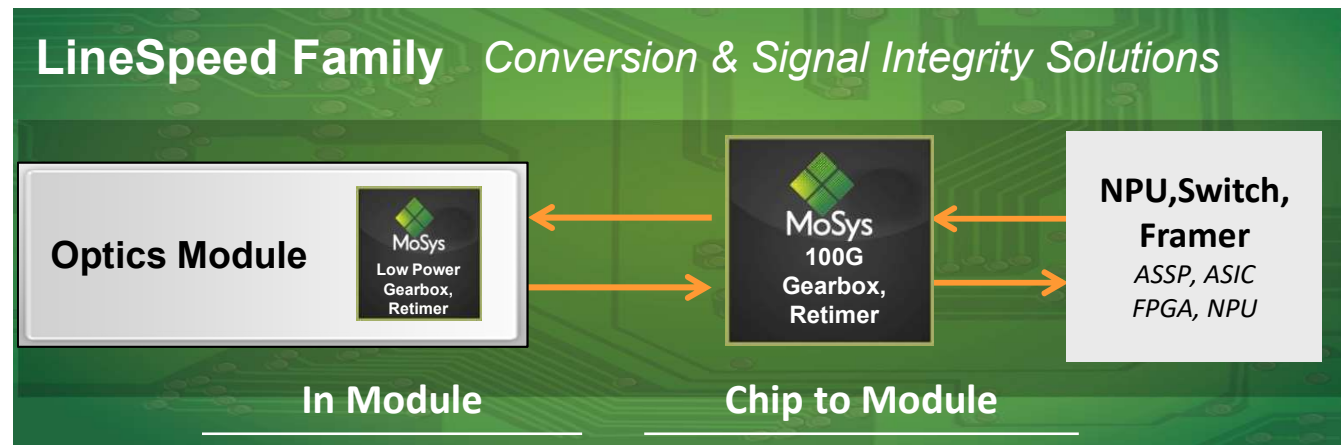
#### Key Bandwidth Engine PHE Architecture Advantages

- ❖ **Memory Bandwidth / Access Rate**
- ❖ **Board Size**
- ❖ **Dual Port: share between FPGAs**

- ❖ **Custom Algorithms → Features**
- ❖ **Programmable Performance**



# LineSpeed™ 100G PHY Products



## LineSpeed PHY Family

- MSH321 (S)  
100G MLG Gearbox
- MSH221 (S,F)  
100G Octal Retimer w FEC

- MSH320  
100G Gearbox w/FEC
- MSH322  
MLG Gearbox
- MSH225  
10 Lane Full Duplex Retimer
- MSH222  
100G FD Quad Retimer w/FEC

- ❖ Industry-standard interfaces
- ❖ Flexible Gearbox, Retimer and FEC functions
- ❖ Strong signal Integrity
- ❖ Low-power options



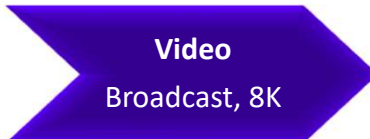
# Expanding Market Opportunities

**New Markets Requiring Bandwidth & Access Performance**

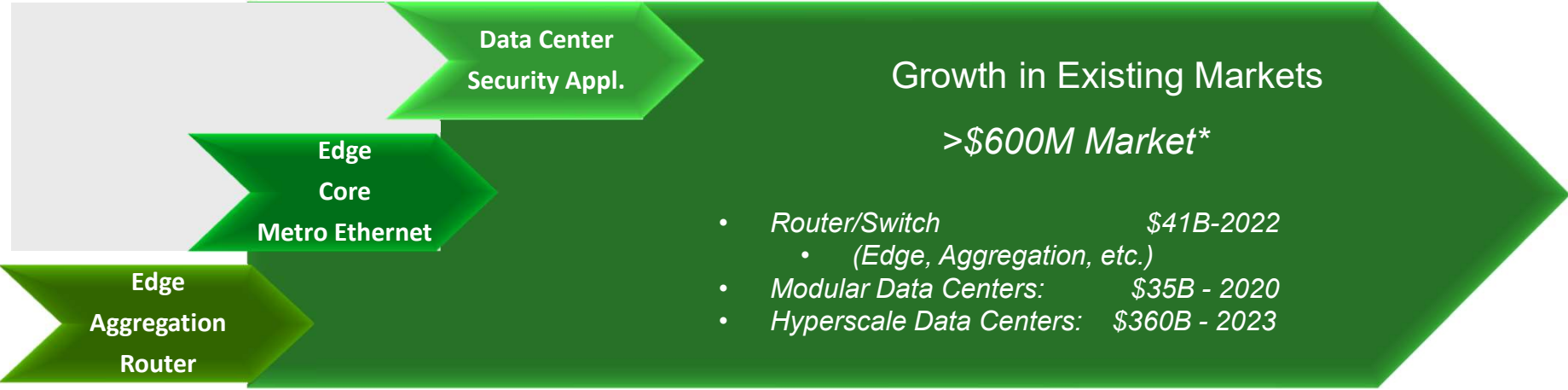
**Existing Roadmap Addresses Growing Markets**

- Leading edge performance
- Future optimizations in software

**Long Product Life: 5-10 Years**



**New Emerging Market Opportunities**  
 >\$400M+ Market\*



2012

2018

2019....

\* Market definition and other information is based on management opinion.



# Experienced Management Team

**Dan Lewis**  
CEO



**Jim Sullivan**  
CFO



**Gus Lignos**  
VP Sales



**Michael Miller**  
CTO



**Sinan Doluca**  
VP Engineering & Operations





# Summary Income Statements

\$ in millions, except EPS

Non-GAAP*	4Q 18	2018	1Q 19	2Q 19
Total Revenue	\$ 3.5	\$ 16.6	\$ 3.5	\$ 3.1
Product	4.2	\$ 15.1	3.4	2.8
Royalty/other	0.2	1.5	0.1	0.3
Product GM %	70%	<b>58%</b>	60%	59%
Total GM %	72%	<b>62%</b>	62%	60%
R&D	0.9	<b>3.7</b>	1.2	0.9
SG&A	0.8	<b>3.7</b>	0.9	0.9
Total Op Ex	1.7	<b>7.4</b>	2.1	1.8
Op Income	0.7	<b>2.8</b>	-	-
Net Income	\$0.7	\$ <b>2.2</b>	\$ -	\$ -
Adjusted EBITDA**	\$0.9	\$ <b>3.4</b>	\$ <b>0.1</b>	\$ <b>0.1</b>
EPS (basic)	\$0.02	\$ <b>0.15</b>	\$ -	\$ -

## Key Initiatives:

- ❖ Establish Sales & Operational Scale
- ❖ Achieve/Maintain Profitability
- ❖ Reduce Cash Burn
- ❖ Improve Cash Position

\* Non-GAAP: Excludes stock-based compensation, amortization of intangibles and restructuring/impairment charges. See reconciliation of GAAP to non-GAAP results on slide 22.

\*\* Adjusted EBITDA defined as GAAP net income (loss) before interest expense, income tax provision, depreciation and amortization, as well as stock-based compensation, intangible asset amortization and restructuring/impairment charges. See reconciliation of GAAP to non-GAAP financial information on slide 15.





# Balance Sheet

	Q2 - June 30, 2019 <i>(in millions)</i>
	Actual
Cash	\$7.4
Total Assets	\$11.5
Deferred Revenue	\$0.1
Convertible Notes* (Long-Term)	\$2.7
Total Liabilities	\$4.3
Stockholders' Equity	\$7.2
Total Shares Outstanding	43.2

\* Key terms: i) Interest rate 8% (PIK at company's option), ii) Convert price - \$0.57 per share, iii) \$2.7M due in full in August 2023 and iv) no covenants



# Investment Highlights

- ❖ **Hardware Products Accelerate System Performance for Networking, Security, Cloud, Video, Testers, etc.**
- ❖ **Expanding product offering to include Accelerating Software Products**
- ❖ **Highly Differentiated Solutions, Very Long Product Life Cycles**
- ❖ **Market Trends & Partnerships Pave Way for Future Success**
- ❖ **Dedicated Organization, Proven Veteran Leadership**



***Fast, Intelligent & Secure  
Data Throughput***



# Reconciliation of GAAP and Non-GAAP Financial Information

\$ in 000s

	4Q 18	2018	1Q 19	2Q 19
<b>GAAP net income (loss)</b>	\$ (9,261)	\$ (11,410)	\$ 10	<b>(\$ 103)</b>
Stock-based compensation expense	228	675	(4)	<b>119</b>
Restructuring & impairment charges	9,697	12,856	-	-
Amortization of intangibles	28	112	-	-
<b>Non-GAAP net income</b>	692	2,233	6	<b>16</b>
EBITDA adjustments:				
Depreciation	112	598	72	<b>39</b>
Interest expense	50	551	54	<b>56</b>
Prov (benefit) for income taxes	9	14	-	-
<b>Adjusted EBITDA</b>	\$ 863	\$ 3,396	\$ 132	<b>\$ 111</b>



# Thank You

Dan Lewis  
President & CEO  
408-418-7581  
dlewis@mosys.com

Jim Sullivan  
Chief Financial Officer  
408-418-7582  
jsullivan@mosys.com