

# Financial Tearsheet

## Company Overview

Acacia Research (Nasdaq: ACTG) is a recognized leader in patent licensing with an established reputation and 25-year track record for protecting and monetizing intellectual property. By partnering with inventors and patent owners to unlock the financial value in patented inventions, Acacia bridges the gap between invention and application, facilitating efficiency and delivering monetary rewards to the patent owner.

## Recent Financial News

Date	Headline
Feb 25, 2020	Acacia Research Completes All Aspects of its Strategic Partnership with Starboard Value
Feb 06, 2020	Acacia Research Corporation Receives Recommendation from ISS and Glass Lewis that Stockholders Vote "FOR" The Two Proposals Related to the Strategic Partnership with Starboard Value LP at the Upcoming Special Meeting
Nov 18, 2019	Acacia Research Announces Strategic Partnership with Starboard Value
Nov 12, 2019	Acacia Research Reports Third Quarter Financial Results
Oct 31, 2019	Acacia Research to Release Third Quarter Financial Results

## IR Contacts

Investor Relations	Transfer Agent
FNK IR Rob Fink (646) 809-4048 <a href="mailto:rob@fnkir.com">rob@fnkir.com</a>	Computershare 462 South 4th Street, Suite 1600 Louisville, KY 40202 Shareholder Services: 800-962-4284 or international +1 (781) 575-3120

**Corporate Headquarters**  
 4 Park Plaza  
 Suite 550  
 Irvine, CA 92614

## Stock Performance















<b>Today's Open</b>	2.30
<b>Volume</b>	284,239
<b>Day Range</b>	2.30 - 2.42
<b>52 Week Range</b>	2.30 - 3.50
<b>Bid/Ask</b>	2.31 / 2.32
<b>Bid/Ask Size</b>	3,900 X 100
<b>Previous Close</b>	2.33
<b>Market Cap</b>	114.17 million
<b>Shares Outstanding</b>	49.64 million
<b>Dividend/Yield</b>	0.00 / 0.00%
<b>EPS (TTM)</b>	-4.044000
<b>P/E Ratio (TTM)</b>	N/A

**Symbol:** ACTG  
**Last Trade:** \$2.30  
**Change (%):** ↓ -0.03 (-1.29%)  
**Volume:** 284239

02/28/2020 04:00 PM ET

*Quotes delayed at least 20 mins.*

## Recent XBRL Filings

Filing Date ▾	Form Type	Description	View
Nov 12, 2019	10-Q	Quarterly report	  
Aug 09, 2019	10-Q	Quarterly report	  
May 10, 2019	10-Q	Quarterly report	  
Apr 30, 2019	10-K/A	Annual report (Amendment)	 
Mar 15, 2019	10-K	Annual report	  

## Management Team

Clifford Press, Chief Executive Officer

Alfred V. Tobia, Jr., Chief Investment Officer

Marc W. Booth, Chief Intellectual Property Officer

## Board of Directors

Maureen O'Connell, Chairman

Alfred V. Tobia, Jr., Director

Clifford Press, Director

Isaac T. Kohlberg, Director

Katharine Wolanyk, Director

Luis Rinaldini, Director

Jonathan Sagal, Director